

11. Central IGF-I request and result












1 Central lab flow

- To request the Central LAB form click the **Central IGF-I Request** form in the Visit Calendar for the patient.
- A PDF template is automatically populated when you save the Central Lab Request (you'll find it highlighted on the Documents page to which you are redirected).
- Print the PDF request form, fill in any missing data and attach it to the samples to be sent to Central lab.
- LAB analysis is performed and the result is submitted to endoACRO. As soon as the result is available in the system the patient report is populated with the new results.
- An email alert is sent to all Investigators at the center when the lab result is available in endoACRO.

Patient documents		
The document(s) highlighted below was generated. Please review and take appropriate actions.		
Document / Initiated	Updated	Generated by
<ul style="list-style-type: none"> [-] Central IGF-I request <ul style="list-style-type: none"> [-] Patient ID KR 999 00002 [-] Patient ID KR 999 00003 [-] 2010-10-12 14:34 [-] Patient ID KR 999 00007 [-] SAE 		Dr Test

2 Central lab results

- The results of the central lab analysis can be found in the log form Central lab IGF-I.

Visit independent forms	
Adverse Event 	Concomitant Medication 
Somavert Treatment 	SSA/DA Treatment 
Pituitary Dysfunctions 	Pituitary Surgery 
Pituitary Radiotherapy 	Pituitary Imaging 
Clinical Trials 	Contact Information 
Central IGF-I Request 	Central IGF-I 