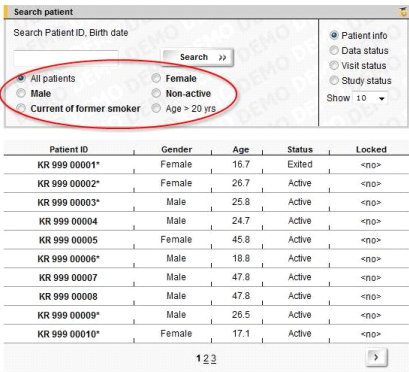


## 8. Patient search criteria

### 1 Selection in Choose patient

- Click the "Selection" button on the Choose patient page to get more available search criteria. The bolded search criteria are global and available for all, while the others are your own search templates.
- Create your own search criteria on the Patient search criteria page. Saved search criteria are also available on the Choose patient page.



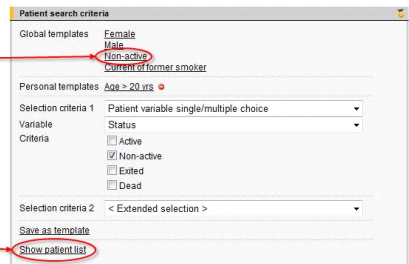
Click the Selection button to view more search criteria

Bold are available for all users, while the others are your own search criteria defined on the Patient search criteria page.

Patient ID	Gender	Age	Status	Locked
KR 999 00001*	Female	16.7	Exited	<no>
KR 999 00002*	Female	26.7	Active	<no>
KR 999 00003*	Male	25.8	Active	<no>
KR 999 00004	Male	24.7	Active	<no>
KR 999 00005	Female	45.8	Active	<no>
KR 999 00006*	Male	18.8	Active	<no>
KR 999 00007	Male	47.8	Active	<no>
KR 999 00008	Male	47.8	Active	<no>
KR 999 00009*	Male	26.5	Active	<no>
KR 999 00010*	Female	17.1	Active	<no>

### 2 Patient search criteria

- On the Patient search criteria page you will find the global templates available for all users of the endoACRO system and any personal templates that you have created.
- Click a template name to view the settings for that template. You can modify an existing template and save it as a new personal template.
- Click the [Show patient list](#) link to view the result. Click the column header in the listing to sort the result according to the values in that column.

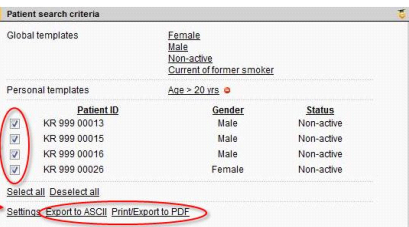


Click on a template name to view the settings.

To view the result click the Show patients list link.

### 3 Export search result

- Click the [Show patient list](#) link to view the search result, which can also be exported to ASCII (text file) or PDF format.
- Note that you can select to export all or just some of the result rows by using the check boxes in front of the rows. Use the links [Select all](#) or [Deselect all](#) to tick all or none of the rows.

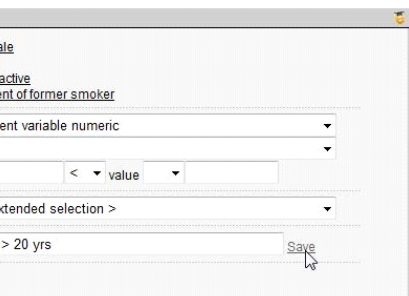


Export by first selecting rows...

...and then the output format-ASCII or PDF.

### 4 Create your own search criteria

- Create your own patient search criteria by clicking the menu link [Patient search criteria] and the [Settings](#) link.
- Select "Selection criteria 1" in the drop-down list and the variable and criteria settings you want to search for. You can select additional selection criteria in the same way.
- Click the [Save as template](#) link, enter a name for your template and click the [Save](#) link. The new template is now available under Personal templates. Click the [Show patient list](#) to view the result.
- When a personal template is saved it is also available in the Choose patient page under "Selection".
- In the example in the picture a personal template is created for patients that are above 20 years of age.



## 5 Example: search on Diabetes Type 2

- For example to search for patients with diabetes type 2 do the following steps.
- The Type of Diabetes variable is found in the Metabolic module on the Background visit. The variable is "Type of Diabetes" and it is a single/multiple choice variable.
- In the "Criteria, fixed" option you will find the different answer alternatives possible. Select Type 2.
- When all the search criteria have been entered the result can be viewed by clicking the [Show patient list](#) link.
- If you want to save the search as a new template, that will be available in Choose patient, you click the link [Save as template](#), enter a name and click [Save](#).

**Search on Diabetes Type 2**  
Select:  
1) visit variable single/multiple choice  
2) background visit  
3) Metabolic  
4) Type of Diabetes  
5) Criteria Type 2

The screenshot shows a web interface for defining search criteria. It includes sections for 'Global templates' (Female, Male, Non-active, Current or former smoker), 'Personal templates' (Age > 20 yrs), and two 'Selection criteria' sections. Selection criteria 1 is configured with: Visit variable single/multiple choice (1), Point in time Background (2), Module Metabolic (3), Variable Type of Diabetes (4), and Criteria Type 1 (5) and Type 2 (5). Selection criteria 2 is set to '< Extended selection >'. At the bottom, there are links for 'Save as template' and 'Show patient list'.

## 6 Combine up to five search criteria

- Up to five different search criteria can be combined when creating search criteria templates.
- Select values from different places:
  - **Status** - the patient status in the system
  - **Patient variables** - variables in the patient card.
  - **Visit variables** - variables in visit forms
  - **Visit independent forms** - limited to the number of rows in a select visit independent form, for example Adverse Event
- For patient and visit variables you select which type of variable you want:
  - **single/multiple choice** - radio button, drop-down or check-box list values
  - **numeric values**
  - **free text values**
  - **date values**